



SNDT Arts and Commerce College for Women, Karve Road, Pune- 411038

Summary Students' Feedback Report- 2019-20

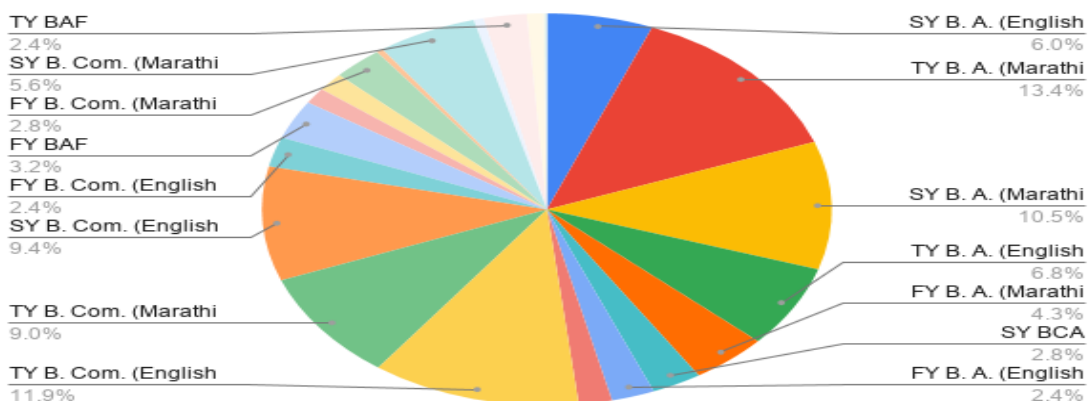
The college implemented the survey administration system through the email and Google classrooms of the Departments to their students. Two Google forms were prepared. The first form was developed for collecting responses of the students as per the Key Indicator of criterion 2.7.1; and, second for recording the teaching-quality and other facilities in the College. The following sections brief the analysis of the responses collected on-line survey. The questionnaires of both the feedback forms are annexed at the end of this survey report.

1. Student Satisfaction Survey (SSS)

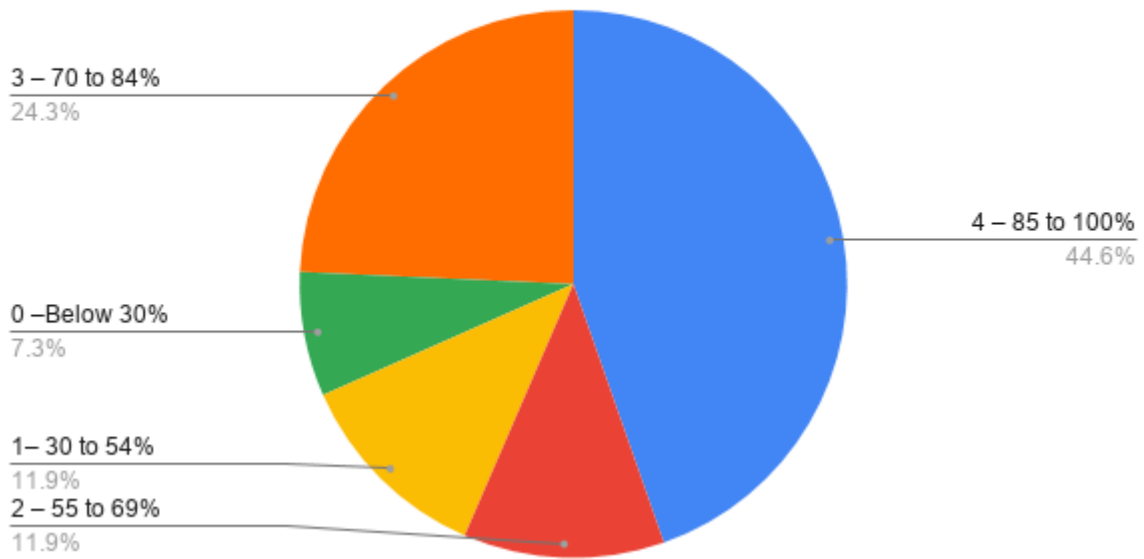
This form was to all the 1288 students of the college. Five Hundred and thirty one among them completely responded to the survey. Their responses to different questions are graphically given below.

Class-wise responses received:

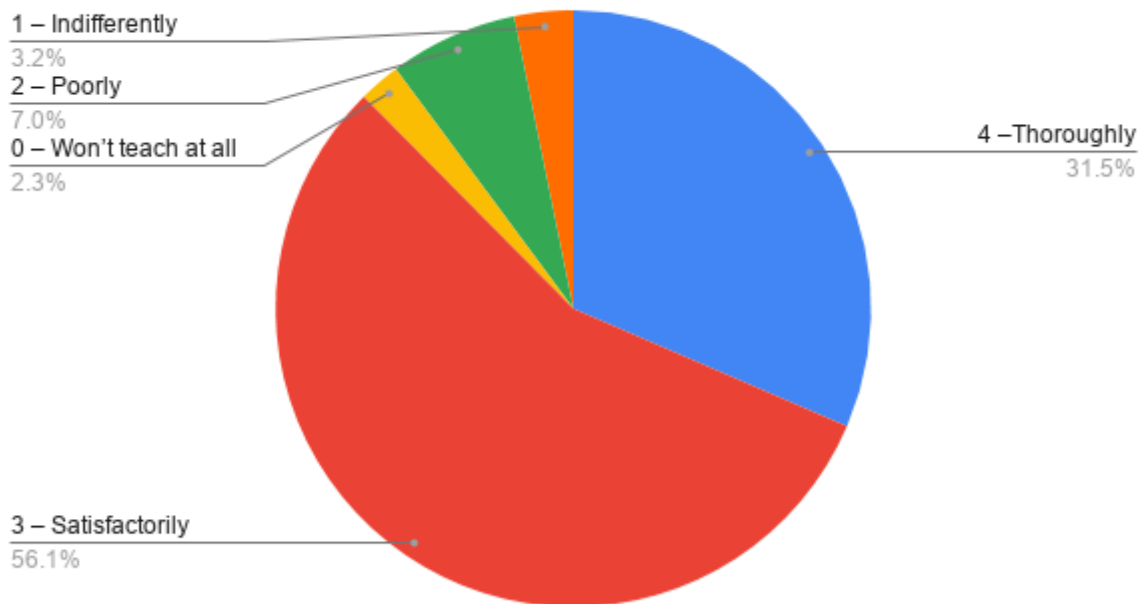
Count of 1. Class and Division



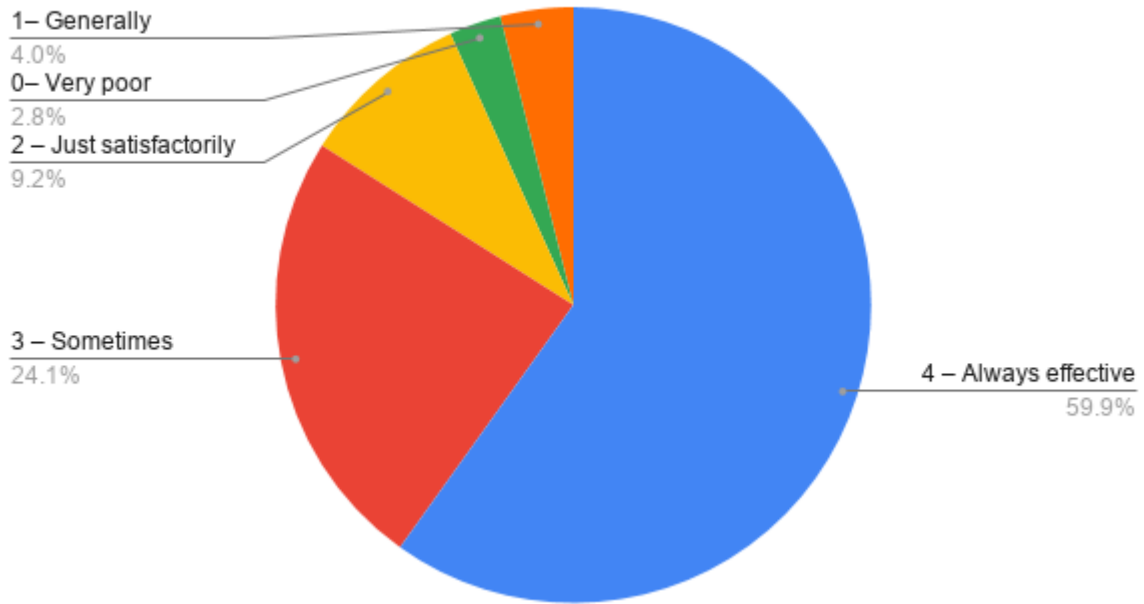
Count of 2. How much of the syllabus was covered in the class?



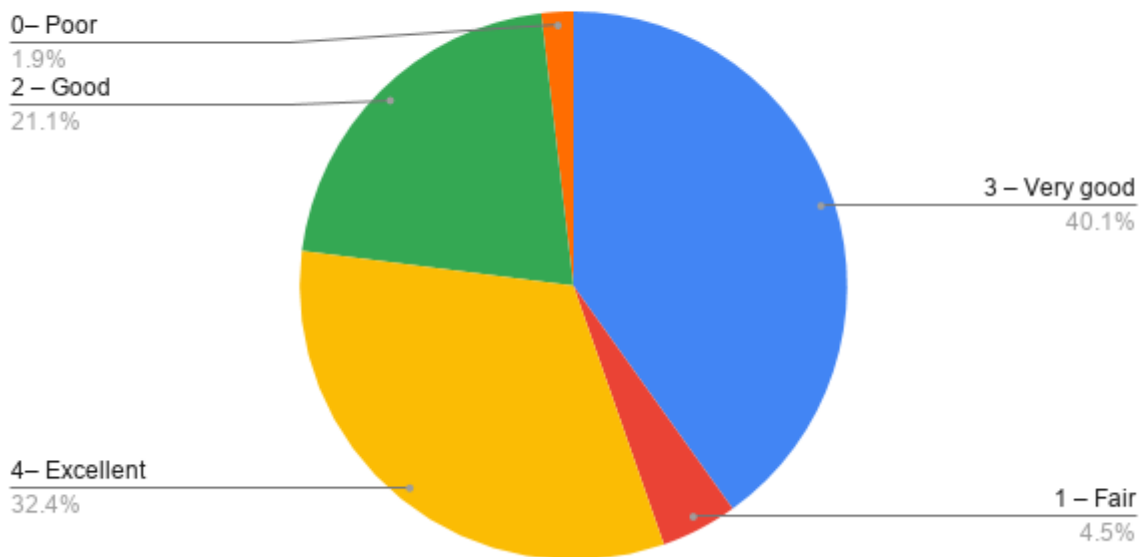
Count of 3. How well did the teachers prepare for the classes?



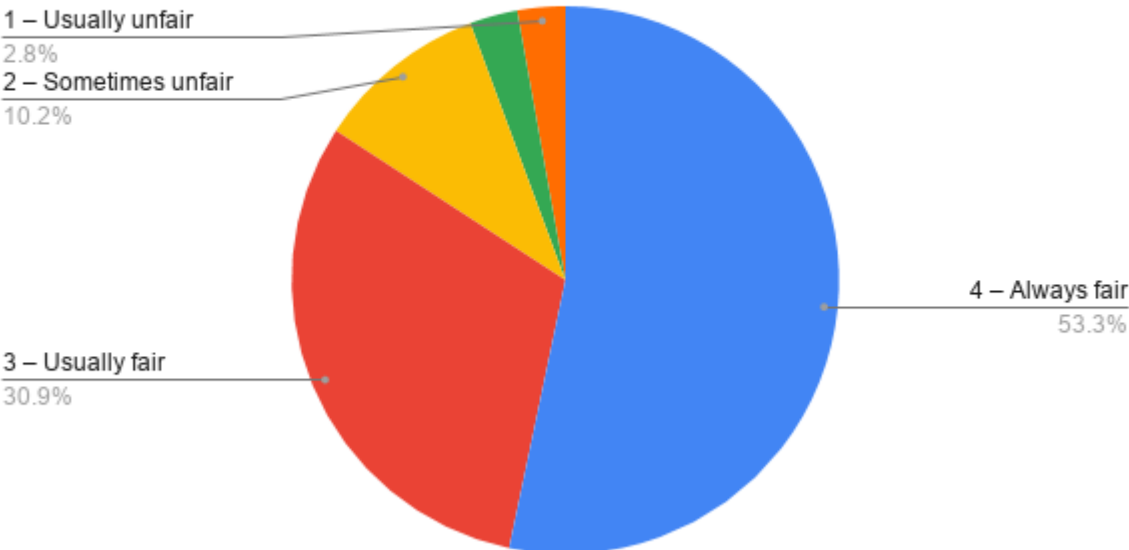
Count of 4. How well were the teachers able to communicate?



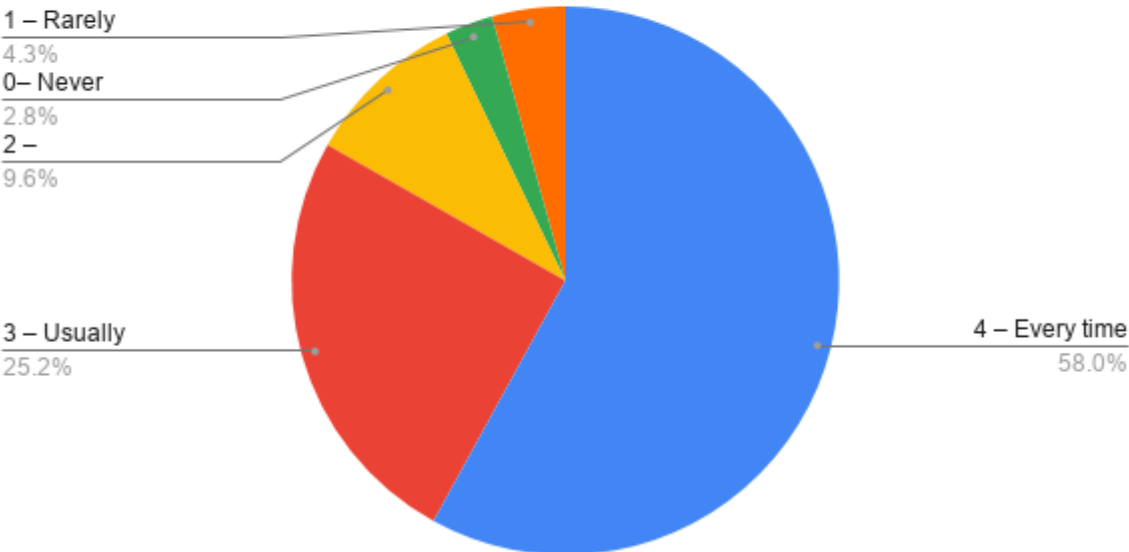
Count of 5. The teacher's approach to teaching can best be described as



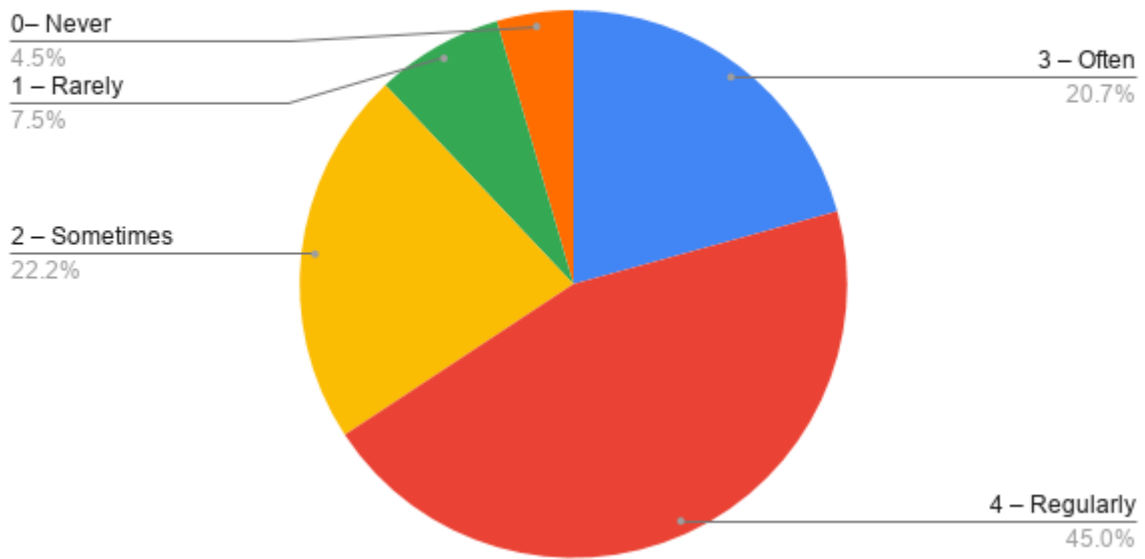
Count of 6. Fairness of the internal evaluation process by the teachers.



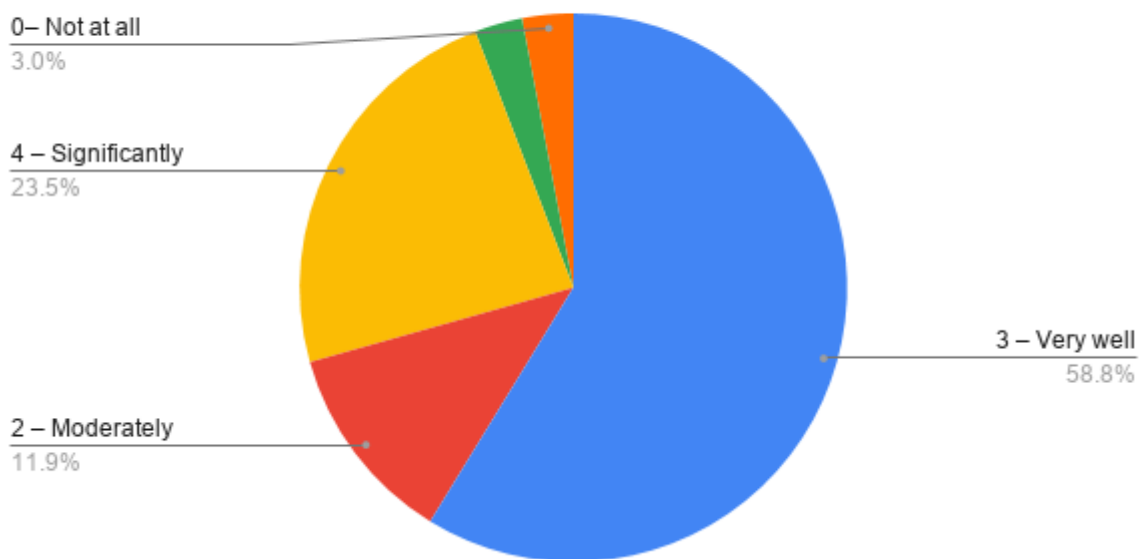
Count of 7. Was your performance in assignments discussed with you?



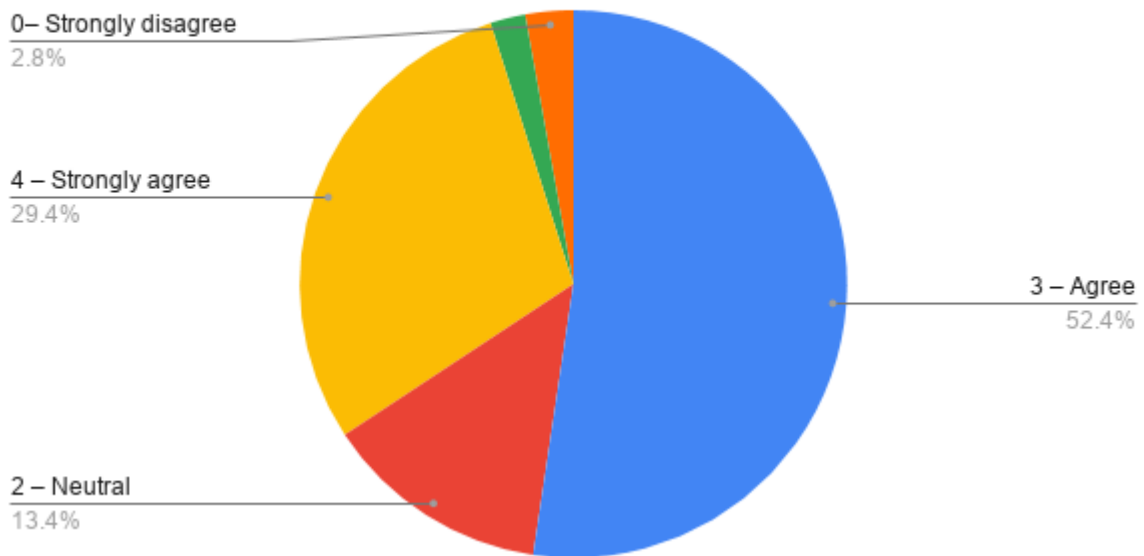
Count of 8. The institute takes active interest in promoting internship, student exchange, field visit opportunities for



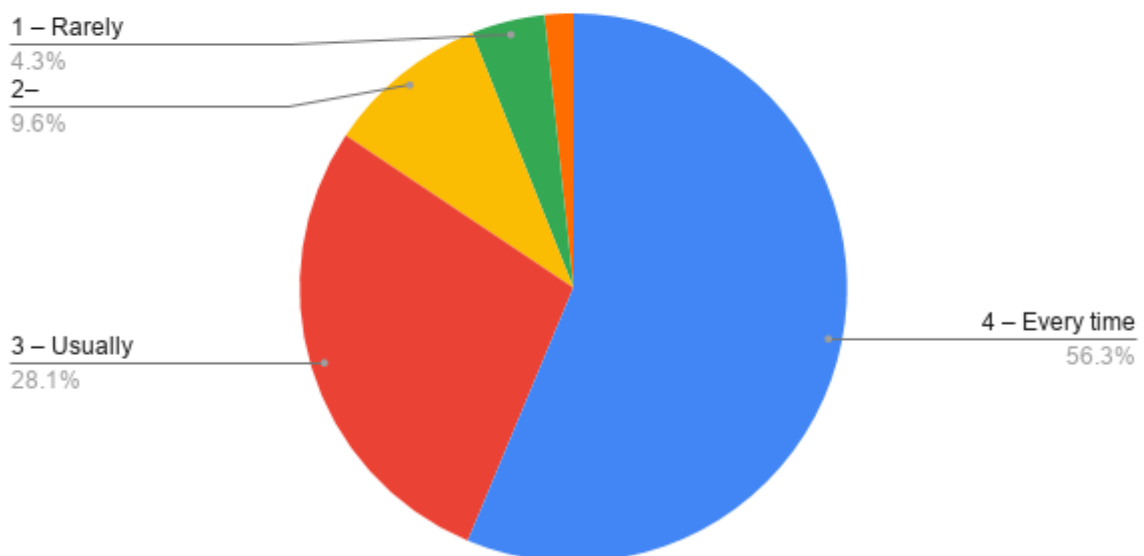
Count of 9. The teaching and mentoring process in your institution facilitates you in cognitive, social and emotional



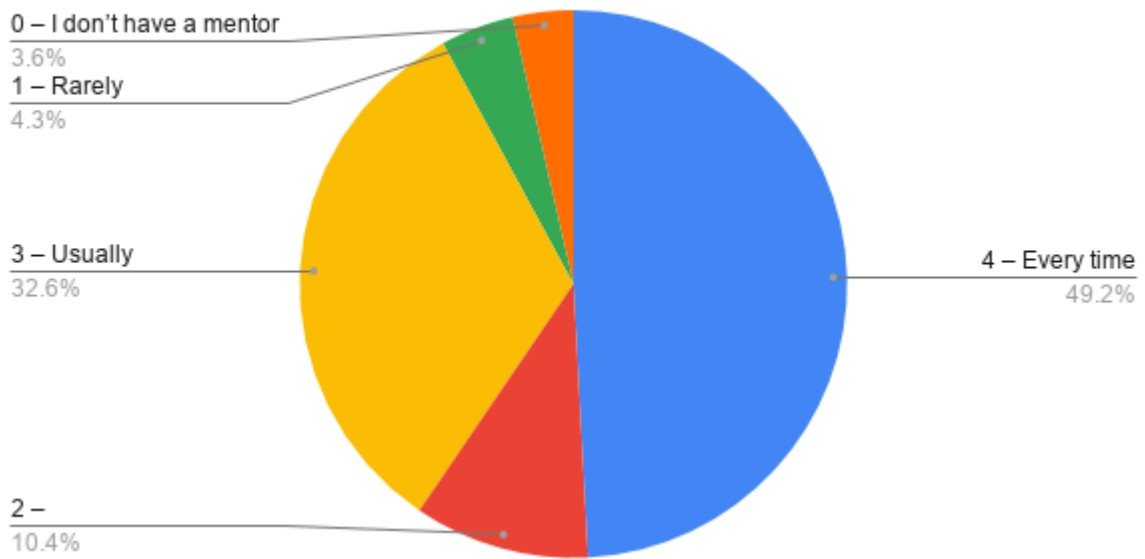
Count of 10. The institution provides multiple opportunities to learn and grow.



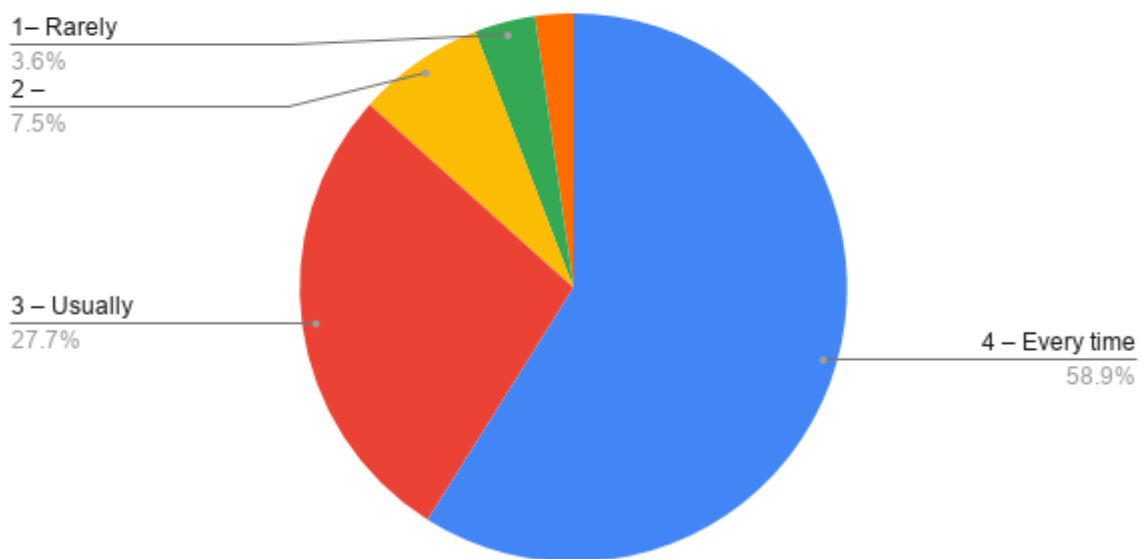
Count of 11. Teachers inform you about your expected competencies, course outcomes and programme outcomes.



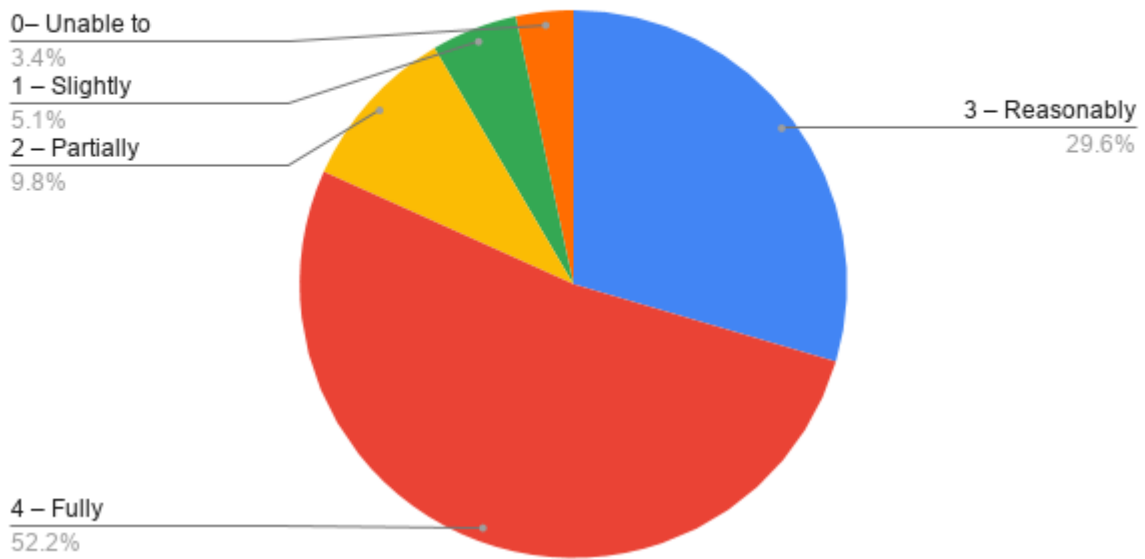
Count of 12. Your mentor does a necessary follow-up with an assigned task to you.



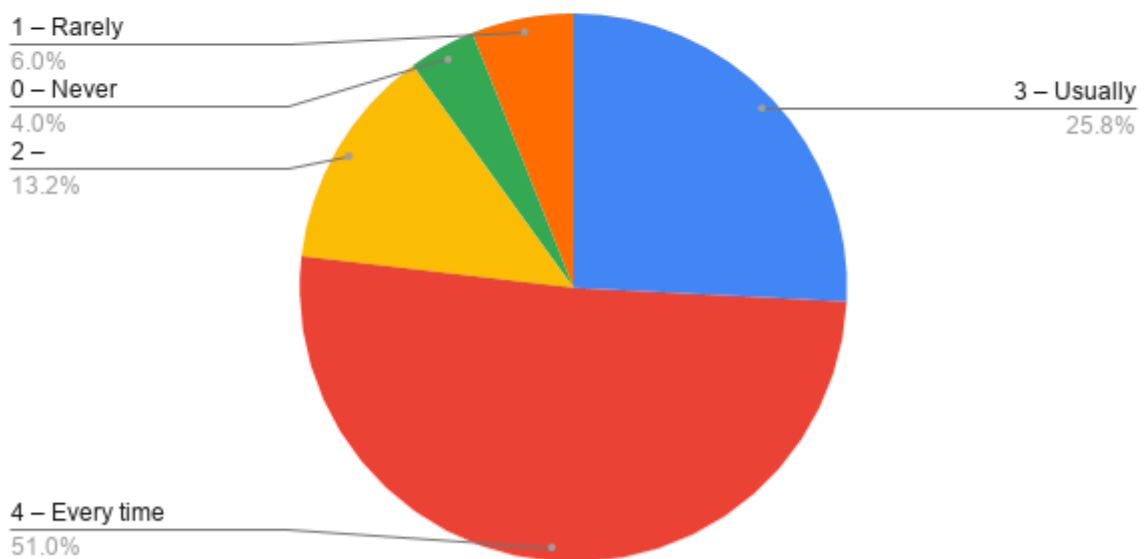
Count of 13. The teachers illustrate the concepts through examples and applications.



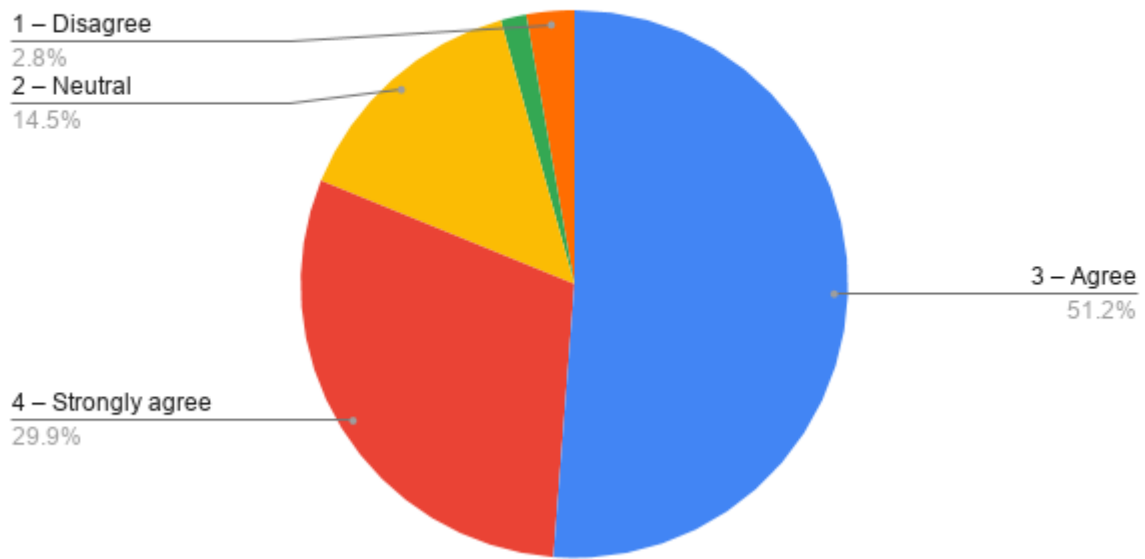
Count of 14. The teachers identify your strengths and encourage you with providing right level of challenges.



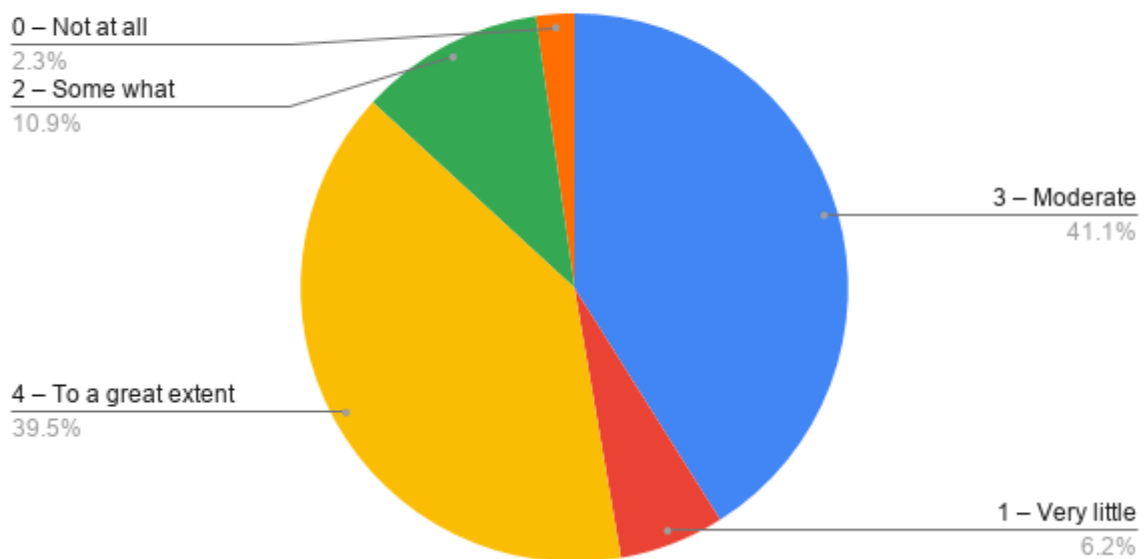
Count of 15. Teachers are able to identify your weaknesses and help you to overcome them.



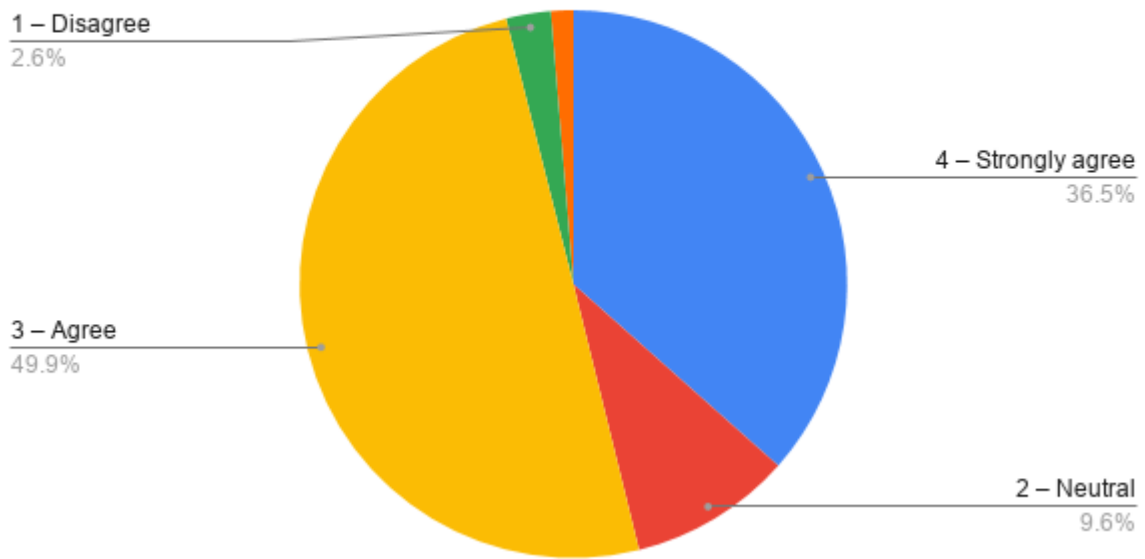
Count of 16. The institution makes effort to engage students in the monitoring, review and continuous quality improvement of



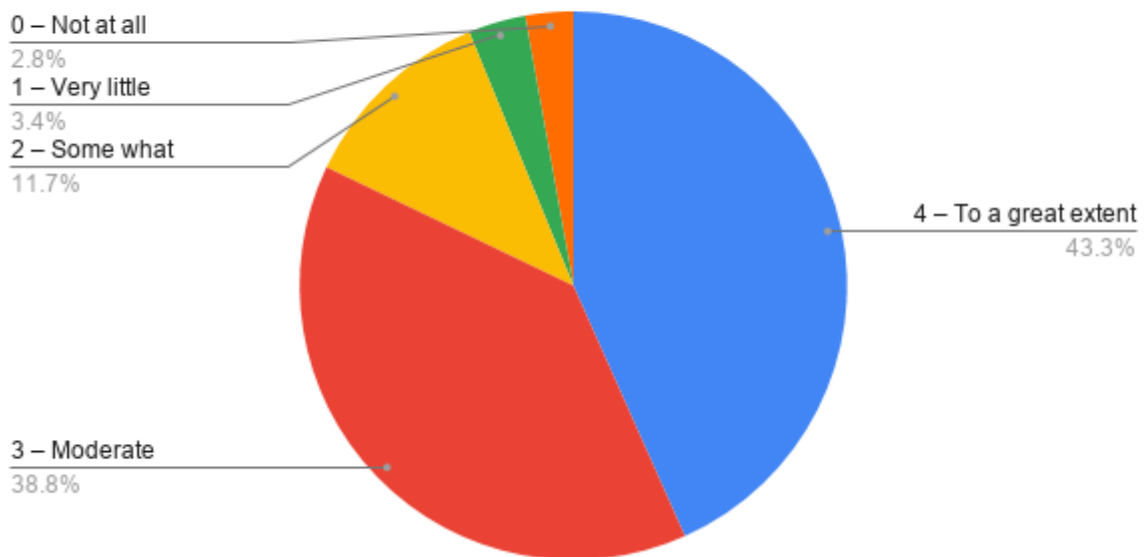
Count of 17. The institute/ teachers use student centric methods, such as experiential learning, participative learning



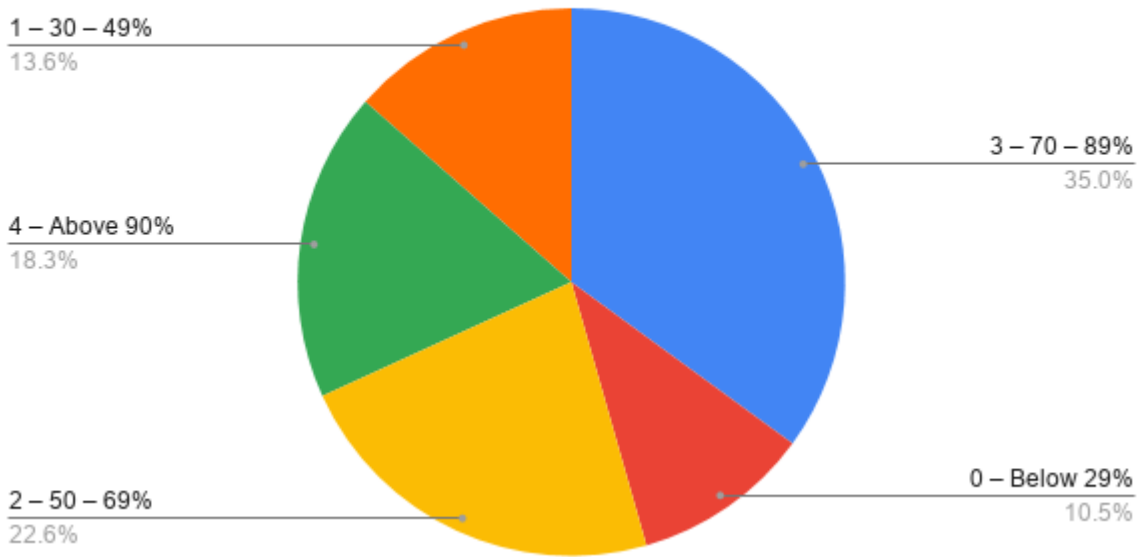
Count of 18. Teachers encourage you to participate in extracurricular activities.



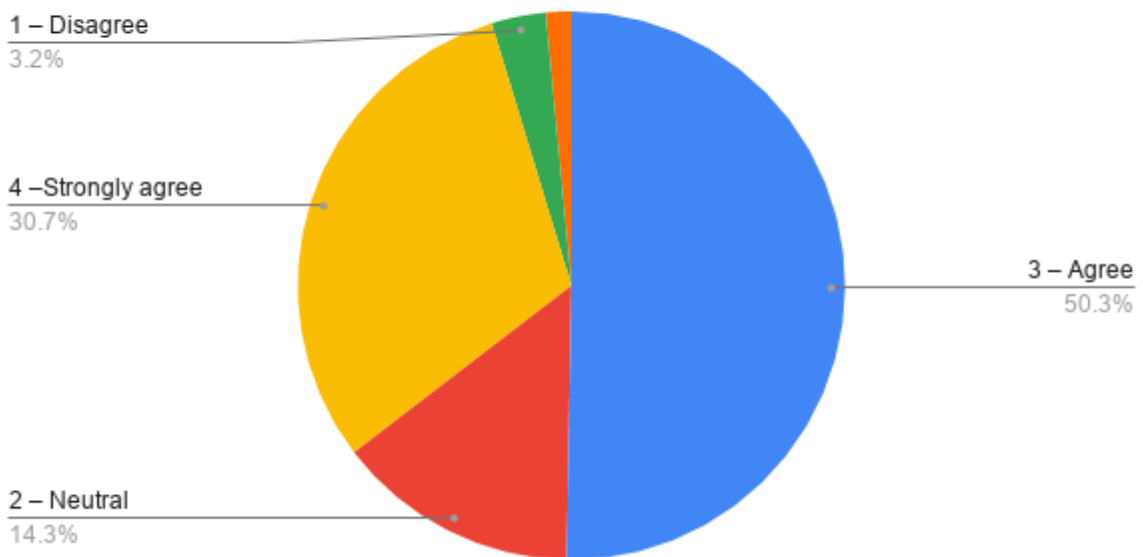
Count of 19. Efforts are made by the institute/ teachers to inculcate soft skills, life skills and employability skills to make



Count of 20. What percentage of teachers use ICT tools such as LCD projector, Multimedia, etc. while teaching.



Count of 21. The overall quality of teaching-learning process in your institute is very good.



2. Students' Feedback about Teaching Quality in the institution

The web-based on-line feedback of the students of the College was collected in the month of February 2020. The students were asked to fill-in the feedback form for both, the teaching quality and the facilities in the College.

Most of the students of every faculty in the College participated in the survey enthusiastically. 67% of all the students enrolled for the feedback. Eight Hundred and Sixty One students registered their feedback.

Table1: Percentage-participation of the students from different faculties studying in Different years are given in the table below

Year	B.A.	B.Com.	BAF	BVA	BCA	Total
I	119 (13.82%)	183 (21.25%)	27 (3.14%)	11 (1.27%)	6 (0.69%)	346 (40.19%)
II	95 (11.03%)	129 (14.98%)	18 (2.09%)	2 (0.23%)	10 (1.16%)	254 (29.50%)
III	101 (11.73%)	82 (9.52%)	19 (2.20%)	13 (1.50%)	28 (3.25%)	243 (28.22%)
IV	0	0	0	18 (2.09%)	0	18 (2.09%)
Total	315 (36.59%)	394 (45.76%)	64 (7.43%)	44 (5.11%)	44 (5.11%)	861 (100%)

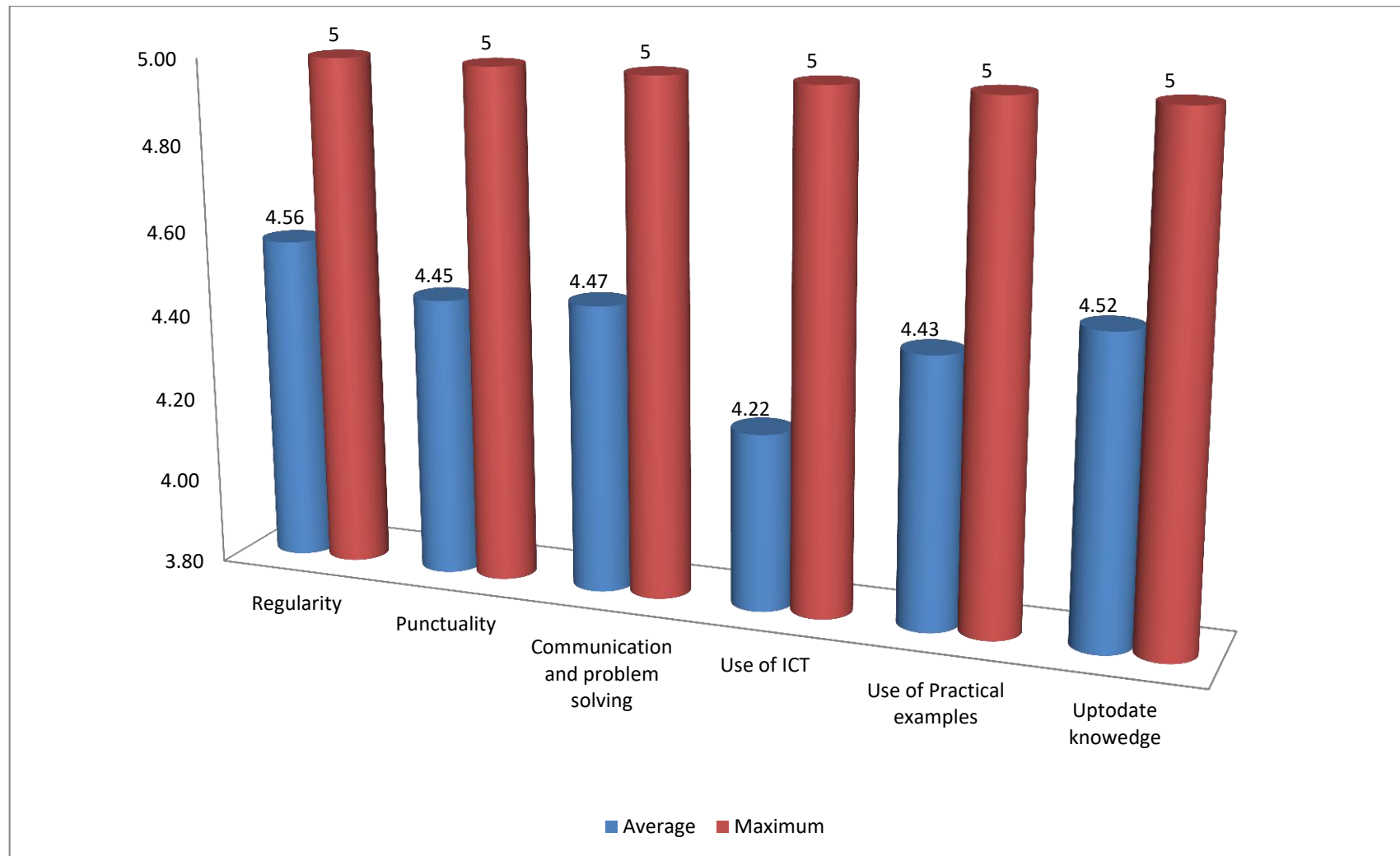
Feed-Back of the Students about teaching:

The feedback about teacher-quality was collected for following five parameters:

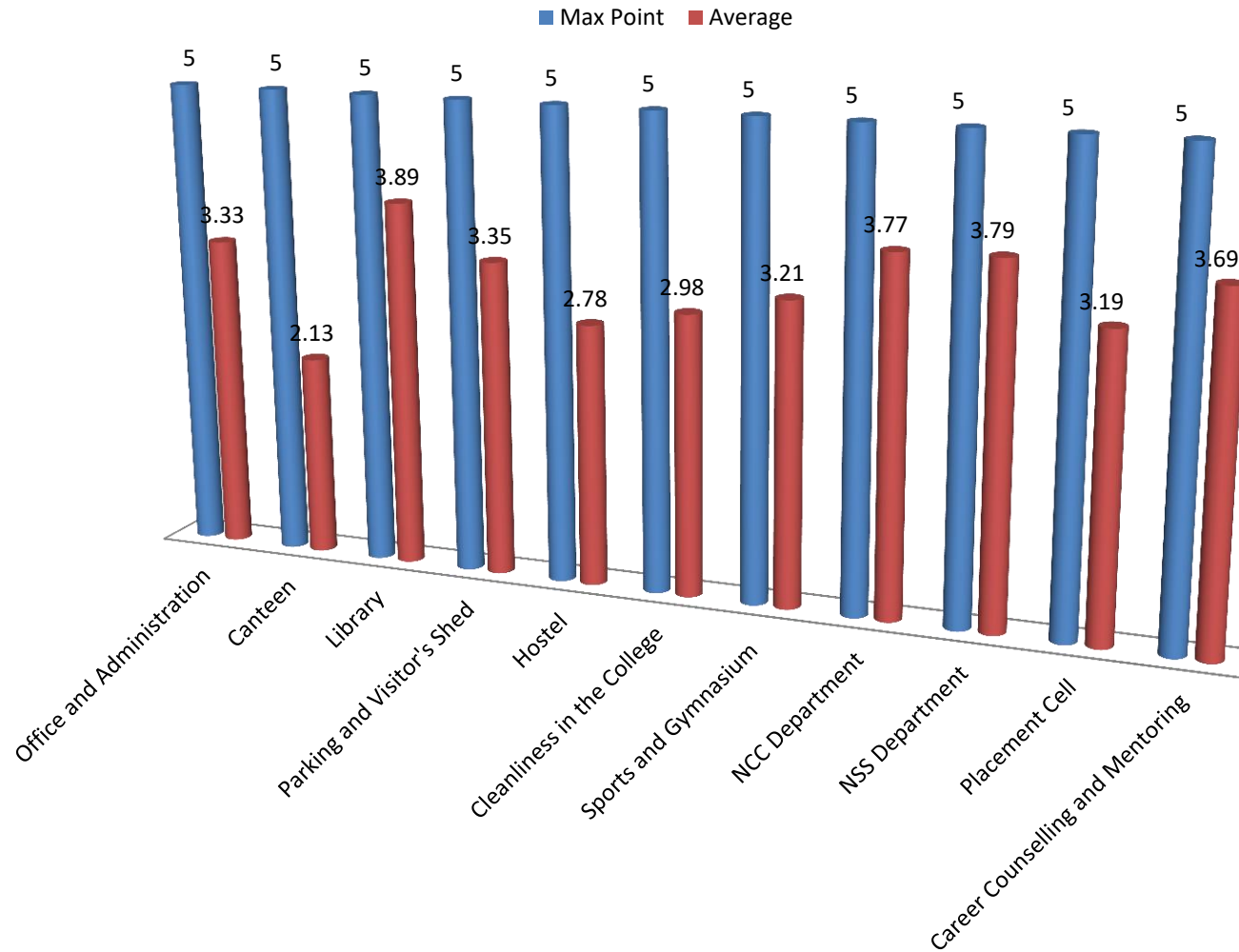
1. Regularity
2. Punctuality
3. Communication and Problem solving
4. Use of ICT
5. Use of Practical Examples
6. Up-to-date knowledge

On the above mentioned parameters maximum number of students has given the response "Excellent" and "Good" category for teaching quality.

Students' Feedback about Teaching Quality in the Institution 2019-20



Students' Feedback About Various Facilities in the College



Annexures

SNDT Arts and Commerce College for Women, Karve Road, Pune,38.

STUDENT SATISFACTION SURVEY 2019-20

* Required

I. Email address *

2. 1. Class and Division *

Mark only one oval.

- FY BCA
- SY BCA
- TY BCA
- FY B. A. (Marathi Medium)
- FY B. A. (English Medium)
- SY B. A. (Marathi Medium)
- SY B. A. (English Medium)
- TY B. A. (Marathi Medium)
- TY B. A. (English Medium)
- FY B. Com. (Marathi Medium)
- FY B. Com. (English Medium)
- SY B. Com. (Marathi Medium)
- SY B. Com. (English Medium)
- TY B. Com. (Marathi Medium)
- TY B. Com. (English Medium)
- FY BAF
- SY BAF
- TY BAF
- FY BVA
- SY BVA
- TY BVA
- LY BVA

3. 2. How much of the syllabus was covered in the class? *

Mark only one oval.

- 4 – 85 to 100%
- 3 – 70 to 84%
- 2 – 55 to 69%
- 1 – 30 to 54%
- 0 – Below 30%

4. 3. How well did the teachers prepare for the classes? *

Mark only one oval.

- 4 – Thoroughly
- 3 – Satisfactorily
- 2 – Poorly
- 1 – Indifferently
- 0 – Won't teach at all

5. 4. How well were the teachers able to communicate? *

Mark only one oval.

- 4 – Always effective
- 3 – Sometimes effective
- 2 – Just satisfactorily
- 1 – Generally ineffective
- 0 – Very poor communication

6. 5. The teacher's approach to teaching can best be described as *

Mark only one oval.

- 4 – Excellent
- 3 – Very good
- 2 – Good
- 1 – Fair
- 0 – Poor

7. 6. Fairness of the internal evaluation process by the teachers. *

Mark only one oval.

- 4 – Always fair
 3 – Usually fair
 2 – Sometimes unfair
 1 – Usually unfair
 0 – Unfair

8. 7. Was your performance in assignments discussed with you? *

Mark only one oval.

- 4 – Every time
 3 – Usually
 2 – Occasionally/Sometimes
 1 – Rarely
 0 – Never

9. 8. The institute takes active interest in promoting internship, student exchange, field visit opportunities for students. *

Mark only one oval.

- 4 – Regularly
 3 – Often
 2 – Sometimes
 1 – Rarely
 0 – Never

10. 9. The teaching and mentoring process in your institution facilitates you in cognitive, social and emotional growth. *

Mark only one oval.

- 4 – Significantly
 3 – Very well
 2 – Moderately
 1 – Marginally
 0 – Not at all

I I. 10. The institution provides multiple opportunities to learn and grow. *

Mark only one oval.

- 4 – Strongly agree
- 3 – Agree
- 2 – Neutral
- 1 – Disagree
- 0 – Strongly disagree

I2. 11. Teachers inform you about your expected competencies, course outcomes and programme outcomes. *

Mark only one oval.

- 4 – Every time
- 3 – Usually
- 2 – Occasionally/Sometimes
- 1 – Rarely
- 0 – Never

I3. 12. Your mentor does a necessary follow-up with an assigned task to you. *

Mark only one oval.

- 4 – Every time
- 3 – Usually
- 2 – Occasionally/Sometimes
- 1 – Rarely
- 0 – I don't have a mentor

I4. 13. The teachers illustrate the concepts through examples and applications. *

Mark only one oval.

- 4 – Every time
- 3 – Usually
- 2 – Occasionally/Sometimes
- 1 – Rarely
- 0 – Never

15. 14. The teachers identify your strengths and encourage you with providing right level of challenges.

*

Mark only one oval.

- 4 – Fully
 3 – Reasonably
 2 – Partially
 1 – Slightly
 0– Unable to

16. 15. Teachers are able to identify your weaknesses and help you to overcome them. *

Mark only one oval.

- 4 – Every time
 3 – Usually
 2 – Occasionally/Sometimes
 1 – Rarely
 0 – Never

17. 16. The institution makes effort to engage students in the monitoring, review and continuous quality improvement of the teaching learning process. *

Mark only one oval.

- 4 – Strongly agree
 3 – Agree
 2 – Neutral
 1 – Disagree
 0 – Strongly disagree

18. 17. The institute/ teachers use student centric methods, such as experiential learning, participative learning and problem solving methodologies for enhancing learning experiences. *

Mark only one oval.

- 4 – To a great extent
 3 – Moderate
 2 – Some what
 1 – Very little
 0 – Not at all

19. 18. Teachers encourage you to participate in extracurricular activities. *

Mark only one oval.

- 4 – Strongly agree
- 3 – Agree
- 2 – Neutral
- 1 – Disagree
- 0 – Strongly disagree

20. 19. Efforts are made by the institute/ teachers to inculcate soft skills, life skills and employability skills to make you ready for the world of work. *

Mark only one oval.

- 4 – To a great extent
- 3 – Moderate
- 2 – Some what
- 1 – Very little
- 0 – Not atall

21. 20. What percentage of teachers use ICT tools such as LCD projector, Multimedia, etc. while teaching. *

Mark only one oval.

- 4 – Above 90%
- 3 – 70 – 89%
- 2 – 50 – 69%
- 1 – 30 – 49%
- 0 – Below 29%

22. 21. The overall quality of teaching-learning process in your institute is very good. *

Mark only one oval.

- 4 –Strongly agree
- 3 – Agree
- 2 – Neutral
- 1 – Disagree
- 0 – Strongly disagree

23. Your Suggestion and Observation 1:

24. Your Suggestion and Observation 2:

25. Your Suggestion and Observation 3:

SNDT Arts and Commerce College for Women, Karve Road, Pune,38.

STUDENT SATISFACTION SURVEY 2019-20

* Required

I. Email address *

2. 1. Class and Division *

Mark only one oval.

- FY BCA
- SY BCA
- TY BCA
- FY B. A. (Marathi Medium)
- FY B. A. (English Medium)
- SY B. A. (Marathi Medium)
- SY B. A. (English Medium)
- TY B. A. (Marathi Medium)
- TY B. A. (English Medium)
- FY B. Com. (Marathi Medium)
- FY B. Com. (English Medium)
- SY B. Com. (Marathi Medium)
- SY B. Com. (English Medium)
- TY B. Com. (Marathi Medium)
- TY B. Com. (English Medium)
- FY BAF
- SY BAF
- TY BAF
- FY BVA
- SY BVA
- TY BVA
- LY BVA

3. 2. How much of the syllabus was covered in the class? *

Mark only one oval.

- 4 – 85 to 100%
- 3 – 70 to 84%
- 2 – 55 to 69%
- 1 – 30 to 54%
- 0 – Below 30%

4. 3. How well did the teachers prepare for the classes? *

Mark only one oval.

- 4 – Thoroughly
- 3 – Satisfactorily
- 2 – Poorly
- 1 – Indifferently
- 0 – Won't teach at all

5. 4. How well were the teachers able to communicate? *

Mark only one oval.

- 4 – Always effective
- 3 – Sometimes effective
- 2 – Just satisfactorily
- 1 – Generally ineffective
- 0 – Very poor communication

6. 5. The teacher's approach to teaching can best be described as *

Mark only one oval.

- 4 – Excellent
- 3 – Very good
- 2 – Good
- 1 – Fair
- 0 – Poor

7. 6. Fairness of the internal evaluation process by the teachers. *

Mark only one oval.

- 4 – Always fair
 3 – Usually fair
 2 – Sometimes unfair
 1 – Usually unfair
 0 – Unfair

8. 7. Was your performance in assignments discussed with you? *

Mark only one oval.

- 4 – Every time
 3 – Usually
 2 – Occasionally/Sometimes
 1 – Rarely
 0 – Never

9. 8. The institute takes active interest in promoting internship, student exchange, field visit opportunities for students. *

Mark only one oval.

- 4 – Regularly
 3 – Often
 2 – Sometimes
 1 – Rarely
 0 – Never

10. 9. The teaching and mentoring process in your institution facilitates you in cognitive, social and emotional growth. *

Mark only one oval.

- 4 – Significantly
 3 – Very well
 2 – Moderately
 1 – Marginally
 0 – Not at all

I I. 10. The institution provides multiple opportunities to learn and grow. *

Mark only one oval.

- 4 – Strongly agree
- 3 – Agree
- 2 – Neutral
- 1 – Disagree
- 0 – Strongly disagree

I2. 11. Teachers inform you about your expected competencies, course outcomes and programme outcomes. *

Mark only one oval.

- 4 – Every time
- 3 – Usually
- 2 – Occasionally/Sometimes
- 1 – Rarely
- 0 – Never

I3. 12. Your mentor does a necessary follow-up with an assigned task to you. *

Mark only one oval.

- 4 – Every time
- 3 – Usually
- 2 – Occasionally/Sometimes
- 1 – Rarely
- 0 – I don't have a mentor

I4. 13. The teachers illustrate the concepts through examples and applications. *

Mark only one oval.

- 4 – Every time
- 3 – Usually
- 2 – Occasionally/Sometimes
- 1 – Rarely
- 0 – Never

I5. 14. The teachers identify your strengths and encourage you with providing right level of challenges.

*

Mark only one oval.

- 4 – Fully
- 3 – Reasonably
- 2 – Partially
- 1 – Slightly
- 0– Unable to

I6. 15. Teachers are able to identify your weaknesses and help you to overcome them. *

Mark only one oval.

- 4 – Every time
- 3 – Usually
- 2 – Occasionally/Sometimes
- 1 – Rarely
- 0– Never

I7. 16. The institution makes effort to engage students in the monitoring, review and continuous quality improvement of the teaching learning process. *

Mark only one oval.

- 4 – Strongly agree
- 3 – Agree
- 2 – Neutral
- 1 – Disagree
- 0 – Strongly disagree

I8. 17. The institute/ teachers use student centric methods, such as experiential learning, participative learning and problem solving methodologies for enhancing learning experiences. *

Mark only one oval.

- 4 – To a great extent
- 3 – Moderate
- 2 – Some what
- 1 – Very little
- 0 – Not at all

19. 18. Teachers encourage you to participate in extracurricular activities. *

Mark only one oval.

- 4 – Strongly agree
- 3 – Agree
- 2 – Neutral
- 1 – Disagree
- 0 – Strongly disagree

20. 19. Efforts are made by the institute/ teachers to inculcate soft skills, life skills and employability skills to make you ready for the world of work. *

Mark only one oval.

- 4 – To a great extent
- 3 – Moderate
- 2 – Some what
- 1 – Very little
- 0 – Not at all

21. 20. What percentage of teachers use ICT tools such as LCD projector, Multimedia, etc. while teaching. *

Mark only one oval.

- 4 – Above 90%
- 3 – 70 – 89%
- 2 – 50 – 69%
- 1 – 30 – 49%
- 0 – Below 29%

22. 21. The overall quality of teaching-learning process in your institute is very good. *

Mark only one oval.

- 4 – Strongly agree
- 3 – Agree
- 2 – Neutral
- 1 – Disagree
- 0 – Strongly disagree

23. Your Suggestion and Observation 1:

24. Your Suggestion and Observation 2:

25. Your Suggestion and Observation 3:

This content is neither created nor endorsed
by Google.

Google [Forms](#)

This content is neither created nor endorsed
by Google.

Google [Forms](#)

